


PIPE FITTINGS

Fittings shown are available in a variety of materials, listed on next page. Figure numbers apply to fitting type.



90 Ell
101



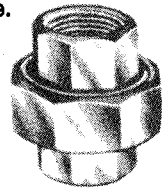
45 Ell
104



Tee
121



Coupling
150



Union
301




Cap
154



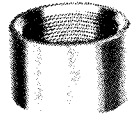
Plug
065



Countersunk
Plug
066



Round Head
Plug
067



Half
Coupling
149



Reducer
Coupling
150R




Bushing
Insert
157



Face
Bushing
158



Extension
Piece
159




Locknut
046




Street
90
107



Street
45
109




180
Return Bend
156




Y-Branch
Lateral
140




Cross
135




Union
Elbow
530




Union
Run Tee
540



Union
Outlet Tee
545



Union
Male x Female
528



Dielectric
Union
302



Nipple
Thd Both End
9xx



Nipple
T.O.E.
9xx-TOE



Hex
Nipple
800



Swage Nipple
900-SN



Combination Nipple
700



Companion
(Thd) Flange
170



Floor
Flange
171



Blind
Flange
172

THREADED FITTINGS

High pressure & low pressure fittings in a full range of materials. Sizes: 1/8, 1/4, 3/8, 1/2, 3/4, 1, 1 1/4, 1 1/2, 2, 2 1/2, 3, 3 1/2, 4, 5, 6.

Ordering info: by description or 3 digit material code + 3 digit fitting type code + size

MATERIAL			CODE	FITTING TYPE	CODE		
Bronze Cast B-62/B-61	STD	125LB	603	90 Ell / Reducing	101 / 101R		
	XH	250LB	604	45 Ell	104		
	Chrome Plated	STD	125LB	603C	Tee / Reducing	121 / 121R	
		XH	250LB	604C	Coupling	150	
Malleable Iron-Cast A-197	Black	STD	150LB	611	Reducer Coupling	150R	
		XH	300LB	613	Bushing	157	
	Galvanized	STD	150LB	610	Cap	154	
		XH	300LB	612	Plug	065	
	Forged Steel A-105		3000LB	621	Countersunk Plug	066	
			6000LB	623	Roundhead Plug	067	
			3000LB	621G	Union	301	
		Galvanized		3000LB	621	Dielectric Union	302
				6000LB	623	Y-Lateral	140
				3000LB	621G	Cross	135
Stainless A-182 (specify 304 or 316)	STD	150LB	650	Street 90 Ell	107		
		3000LB	651	Street 45 Ell	109		
				Half Coupling	149		
				1 1/2 Wall Coupling (Alum only)	152		
Aluminum	Alloy 356 cast 6061	STD	150LB	660	Flange-Companion	170	
			3000LB	661	Flange-Floor Type	171	
				Flange-Blind	172		
CopperNickel	90/10 70/30	3000LB	641	Extension Piece	159		
		3000LB	646	Face Bushing	158		
				Locknut	046		
				Return Bend	156		
PVC / CPVC - see page 99				Union Elbow	530		
				Union Run Tee	540		
				Union Outlet Tee	545		
				Union Male x Female	528		

Street 90 Ell	107
Street 45 Ell	109
Half Coupling	149
1 1/2 Wall Coupling (Alum only)	152
Flange-Companion	170
Flange-Floor Type	171
Flange-Blind	172

Extension Piece	159
Face Bushing	158
Locknut	046
Return Bend	156

Union Elbow	530
Union Run Tee	540
Union Outlet Tee	545
Union Male x Female	528

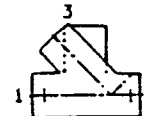
Welded Nipple	9xx*
Seamless Nipple	9xx-Smls
Swage Nipple	900-SN
T.O.E. Nipple	9xx-TOE
Hex Nipple	800
Combination Nipple	700

*xx indicates length see page 95 for format and complete listing of nipples.

Thread-by-socket adapter fittings: specify

Metric Threads add suffix:

- BSPT - Tapered British standard thread (JIS B0203, ISO R7, PT)
- BSPP - Straight or parallel, British standard Thread (JIS B0202, ISO R228, PF)



Order reducing tees in 1-2-3 size sequence



Fittings pictured previous page