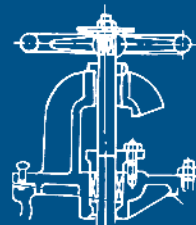
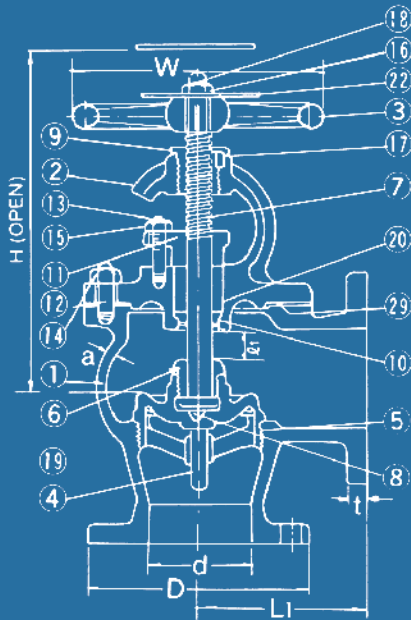
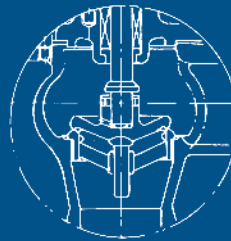


TECHNICAL DATA

ANGLE VALVE CAST STEEL - 10K



F7312



TECHNICAL FEATURES

- | | | |
|----|--------------------|------------------|
| 1 | body | cast steel |
| 2 | bonnet | cast steel |
| 3 | handwheel | cast iron |
| 4 | disc | bronze / ss |
| 5 | body seat | bronze / ss |
| 6 | disc gland | bronze / ss |
| 7 | stem | brass / ss |
| 8 | washer | alloy tool steel |
| 9 | bush | bronze |
| 10 | packing ring | bronze/ ss |
| 11 | packing gland | bronze |
| 12 | bonnet bolt | rolled steel |
| 13 | packing gland bolt | rolled steel |
| 14 | bonnet nut | rolled steel |
| 15 | packing gland nut | rolled |
| 16 | handle nut | brass |
| 17 | set screw | rolled steel |
| 18 | split pin | brass wire |
| 19 | disc stopper | brass plate / ss |
| 20 | packing | teflon |
| 21 | gasket | non asbestos |
| 22 | name plate | brass plate |

DIMENSIONS

Rating	size (mm)	Ød (mm)	ØD (mm)	ØC (mm)	N-Øh (mm)	t (mm)	L (mm)	H (mm)	Weight (kg)
JIS 10K	50A	50	155	120	4-19	20	120	255	16.3
(JIS F7320)	65A	65	175	140	4-19	22	130	270	23
	80A	80	185	150	8-19	22	140	275	25.3
	100A	100	210	175	8-19	24	160	315	37
	125A	125	250	210	8-23	24	180	360	57.1
	150A	150	280	240	8-23	26	205	405	77.2
	200A	200	330	290	12-23	26	230	475	116
	250A	250	400	355	12-25	30	290	570	188
	300A	300	445	400	16-25	32	320	645	256
	350A	335	490	445	16-25	34	360	710	357
	400A	380	560	510	16-27	36	420	790	501



www.wosupply.com